



SENIORS SAFETY



Crime Prevention Unit

Cst Dale Brenneis

INTRODUCTION

- It is a fact that the population of Canada is getting older.
- It is expected by 2030 nearly 40% of the population will be over the age of 60.
- This group of people control a large percentage of the wealth of the nation.

INTRODUCTION

- Major companies are now targeting seniors for marketing strategies, unfortunately so are criminals.
- No one wants to be a victim. Seniors should take precautions to protect themselves.

Perception

- Seniors are easy targets.
- Seniors have lots of money.
- Seniors are isolated.
- Seniors are trusting.

Personal Safety

In most cases, the crimes that are committed are what we call “CRIMES OF OPPORTUNITY”.

EXAMPLE: A criminal sees a lady walking down the street with her purse dangling on her shoulder or a thief sees a car door that is unlocked.

Target Hardening

- Crime-proofing yourself.
- Becoming less of a target for the bad guy.
- Minimizing the chances of you becoming a victim.



 www.dmu.com


Reducing Crime

- Don't be an easy target.
- Remove or minimize the opportunity.
- Know that the motive may be unknown or irrational.
- Some situations are unavoidable.

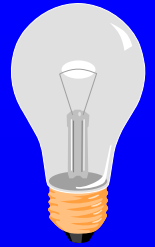
What can you do to
prepare and protect
yourself?

Out And About

- Be assertive when walking.
- Don't take short cuts.
- Walk with a friend.
- Take a bus - sit close to the driver.
- Have a friend drive you home and wait until you are inside.



Out and About At Night



- Pre-plan your route and ensure people are expecting you.
- Travel on well lit busy streets.
- Walk in the centre of sidewalks.
- Avoid walking near recessed doorways, dark areas, shrubbery.
- Have your keys ready before you reach home.
- Be aware of your surroundings and other people.


If You Are Being Followed

- Cross the street.
- Don't turn down an alley or dark street.
- Go to the nearest business or Safe Parent home and call ***9-1-1***
- Know where you are and where you are going.



Purse Snatching

- Preferably leave your purse at home OR...
- Wear your purse on your shoulder or across your chest.
- Carry money, ID and important cards in a separate location.
- Only have the medication you need for that time. Leave the rest at home.
- Only carry enough cash for the day.
- Protect your PIN.



Panhandlers

- Walk assertively.
- Don't make eye contact.
- Don't believe the story.
- Just say "No".
- Never show your wallet.
- Don't give any money OR keep some spare coins in a pocket.


People at the Door

- Legitimate people will have Picture Identification.
 - Enumerators
 - Election candidates
 - Phone/cable/utilities service people
 - Postal staff
- Beware of salesmen, especially alarm companies.
- Beware of pressure tactics.

Charity Scams

- Stick with charities that you know are legitimate.
- Don't give to people at the door – instead ask for information.
- Ask for ID.
- Never give cash.
- Always ask for a receipt.
- Make cheques out to organizations not individuals.
- Beware of pressure tactics.

Trust me!
I am from
the Heart
Foundation






Telemarketing

- If someone phones you and claims that you've won something REMEMBER:
 - If it sounds too good to be true, chances are it is.
 - You should not have to PAY a FEE to COLLECT a prize.
(In Canada there are no taxes on Prizes)
- **NEVER** reveal your name or address unless you phoned them.
- **NEVER** give your credit card or bank account numbers.
- **NEVER** be afraid to hang up.

Phony Bank Inspector

- Contact by phone; caller introduces self as bank inspector, police officer etc.
- Conducting confidential enquiries about dishonest bank employee.
- Personal questions asked about finances, bank etc.-NEVER give out personal information over the phone.
- REMEMBER – Banks already know your information.



Phony Bank Inspector

The caller will then instruct you to make a bank withdrawal and turn the money over to them.

If you comply with this request then...

....your money is **GONE!**



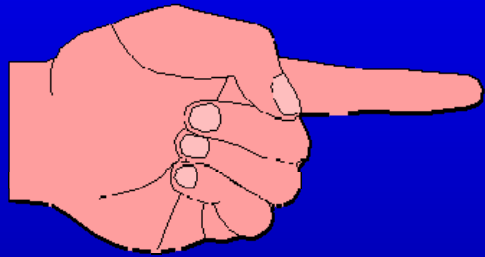
Unsolicited Email and “Phishing” sites

- Never provide personal, bank or private information when requested to do so by unsolicited Email.
- Scams can be run by providing you a link within the Email that takes you to a fake website that closely resembles an actual bank website.
- Also known as a “Phishing” Website or Email.

Personal Information



- Lock your mailbox.
- Shred bank statements and cheques and put them in the garbage.
- Get online or telephone access to your bank accounts and check them regularly.
- Check your credit history regularly
- Change your PIN Number regularly and don't use phone numbers or birthdays that are easily discovered by Criminals
- Have anti-virus and personal firewall software installed on your computer.
- If you use a wireless router, make sure your network is secured.



IN CONCLUSION

