



Worry-free Vacations

- Tell the resident manager or a trusted neighbour the dates you will leave and return, and leave a number where you can be reached in case of an emergency
- Cancel all deliveries, including mail and newspapers. Or, have a trusted neighbour pick them up for you
- Use wall timers that turn lights and radios on and off. This will give the impression that someone is home
- Store any small valuables in a safety deposit box
- Before leaving, check that all doors and windows are secured



Edmonton Neighbourhood Watch Program Society

9620 103A Ave NW
Edmonton, Alberta
T5H 0H7

Phone: 780-421-3428
Fax: 780-421-2341
E-mail: watch@tera-byte.com
[www. watch.edmonton.ab.ca](http://www.watch.edmonton.ab.ca)

September 2007
Revised June 2009

Crime Prevention Tips:



Apartment Safety

Here are some suggestions on how to increase the safety of your building.

Building Security


- Do not let anyone follow you into the building
- When the buzzer rings, make sure you know who it is before unlocking the spring latch on the lobby door. If necessary, go down and check identification
- If you are suspicious of someone trying to get in, tell them to buzz the manager



- Use your first initials on your mailbox if you are a woman living alone
- Do not store valuable property in your apartment lockers
- Report suspicious persons loitering in and around the property to the manager

Door and Window Locks

- When moving into a new apartment have the dead bolt changed. Check with the manager first, as you need permission to alter the locks
- Make sure your apartment door is equipped with good quality deadbolt locks. The bolt should be 2.5 cm (1 inch) long
- Install a 180 degree door viewer
- Keep sliding doors on your balcony firmly closed with a security bar. Or, place a piece of a hockey stick or a broomstick handle in the bottom track, making sure it fits snugly but is easily removable in case of emergency
- Install anti-lift, anti-slide devices on all windows, especially if the windows are on ground level or open onto attached balconies



Safety in Elevators

- Do not enter an elevator if you are suspicious of the occupant(s). Wait for the next one instead
- When you are in the elevator, stand near the floor button panel. In a difficult situation, push as many buttons as possible, and especially the alarm button. Do not touch the emergency “STOP” button as it will stop the elevator even between floors

Underground Parking

- Do not allow vehicles or persons to follow you into the garage
- Ensure the overhead door is closed before pulling out of the garage driveway
- Never enter your vehicle without checking that it is safe to do so
- Don't expose yourself to unnecessary risk. Drive out of the garage if you see something or someone suspicious
- Lock your vehicle and remove all valuables, including insurance and registration cards when you leave